

enzie commercial concertina **ROOF SPACE LADDER**

The **enzie** special ladder is a concertina ladder in casing with cover and comes to you fully assembled. The Ladder is suitable for ceiling heights up to 3480 mm**

CASING:

various opening sizes are available to suit your requirements.

SAFE:

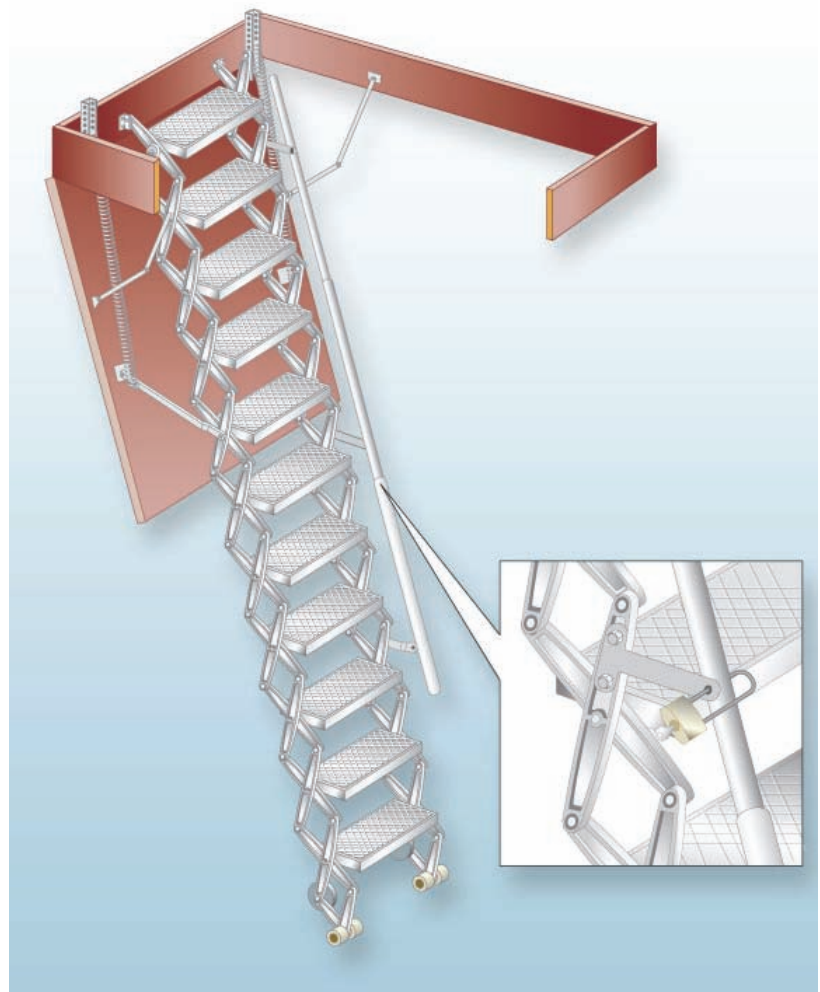
The **enzie** special ladder is made from sturdy aluminium with steps 360 x 140 x 26 mm (465 x 140 x 26 mm for Model XL) and is made from an anti-skid surface. A built in Handrail ensures safe ascent and decent.

HARDWARE:

Ladder comes with hook to pull the ladder down and guidance control system. An architrave is included.

EASY TO USE:

The unique spring balancing mechanism allows you to operate your ladder without fear of it snapping shut into the ceiling or falling down.



Model No.	Std. Ceiling Height	Max Ceiling Height	Opening Size.	Handrail	Assembly	Weight	Package Size
model small	<3040mm	<3200mm*	700 x 900	40 mm Telescopic	Fully Assembled	28 KG	1000 x 800 x 400
model large	<3040mm	<3480mm**	700 x 1200	40 mm Telescopic	Fully Assembled	32KG	1200 x 750 x 400
model xl	<3040mm	<3480mm**	1000 x 1300	40 mm Telescopic	Fully Assembled	37 KG	1550 x 1050 x 400
Fire Rated	<3040mm	<3480mm**	700 x 1200	40 mm Telescopic	Fully Assembled	30 KG	1200 x 750 x 400


*Requires 1 Additional step

**Requires 2 Additional steps

enzie commercial concertina **ROOF SPACE LADDER**

Suits domestic customers who want the maximum in strength and load capacity (450 kg) coupled with optional remote control operation. Suits commercial customers who want a heavy duty ladder for safe and easy specific internal access for storage or to access roof top.

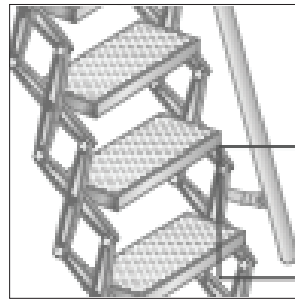
FEATURES:



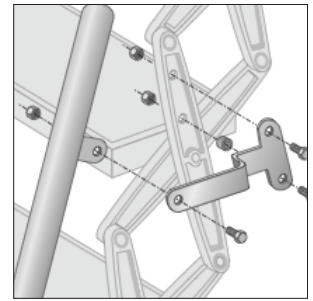
Beautiful Hatch:
Sturdy Construction



Safe Treads:
Deep grooved treads assure sure footing on every step.

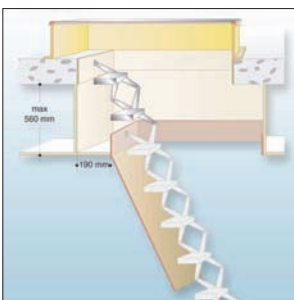


Built-in Handrail.
Safe and easy to use

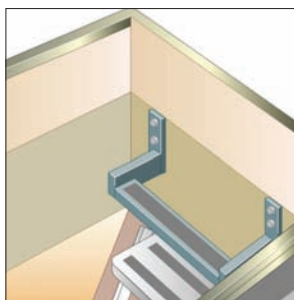


Supplied Fully Assembled:
Safe easy installation

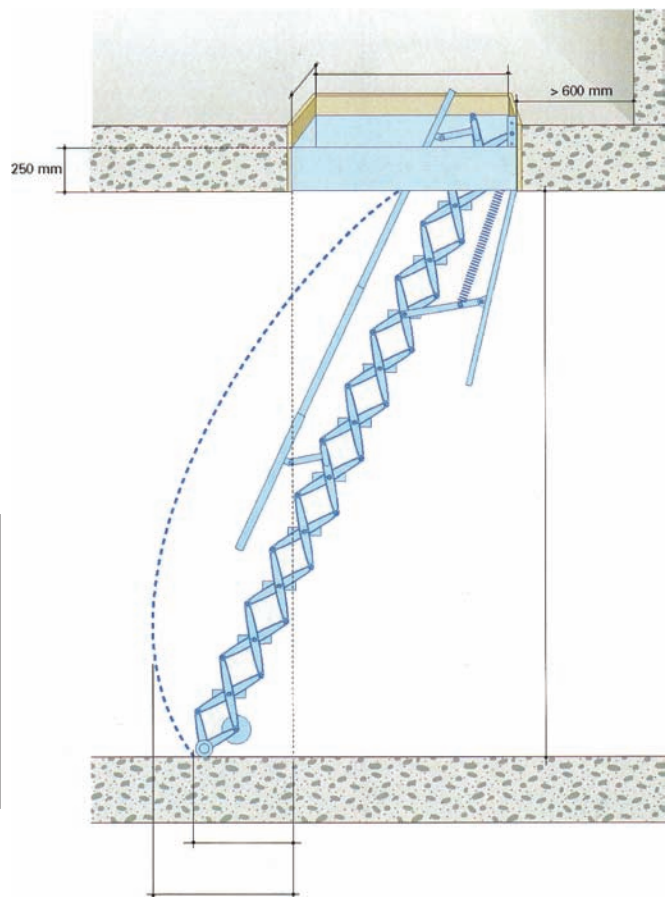
OPTIONAL EXTRAS



Extension Steps:
Perfect for suspended ceilings



Extension Step:



Additional Handrail :
Optional 2nd Handrail



Roof Access Hatch:
Gain Access to your flat roof