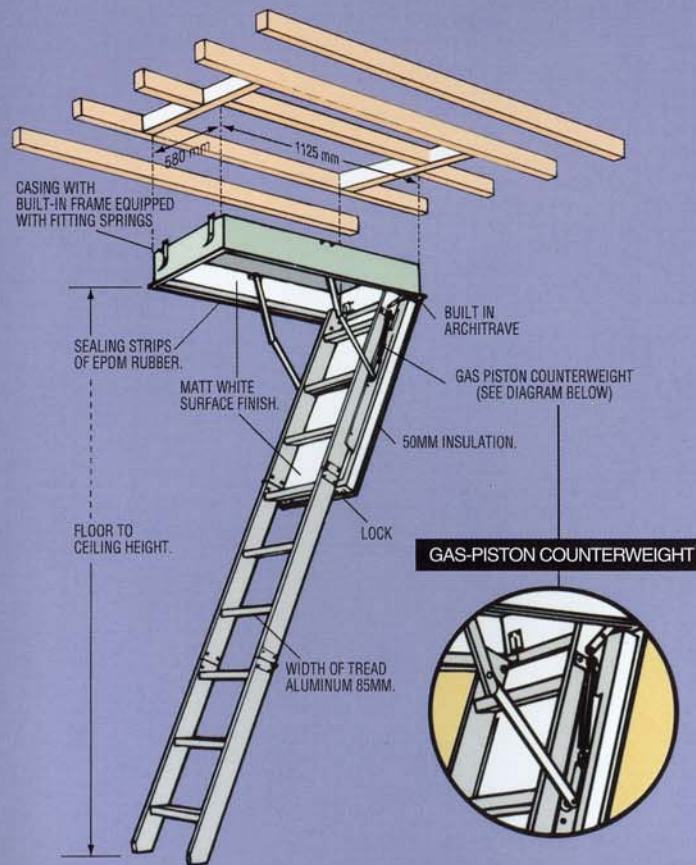
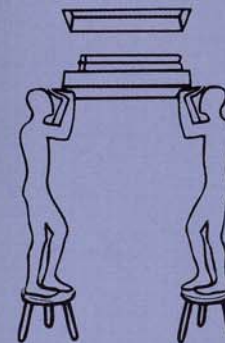


**LIGHT
AND EASY
TO USE**

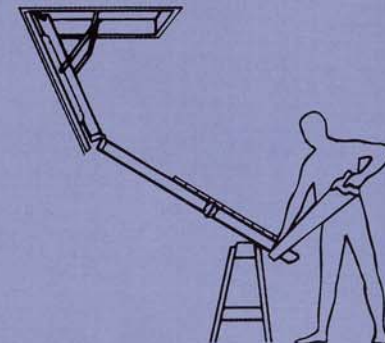


INSTALLATION IS EASY

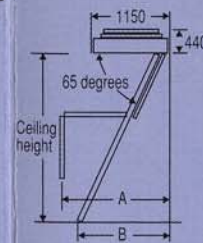
STEP 1. Prepare ceiling opening 580mmx1125mm



STEP 2. Insert ladder



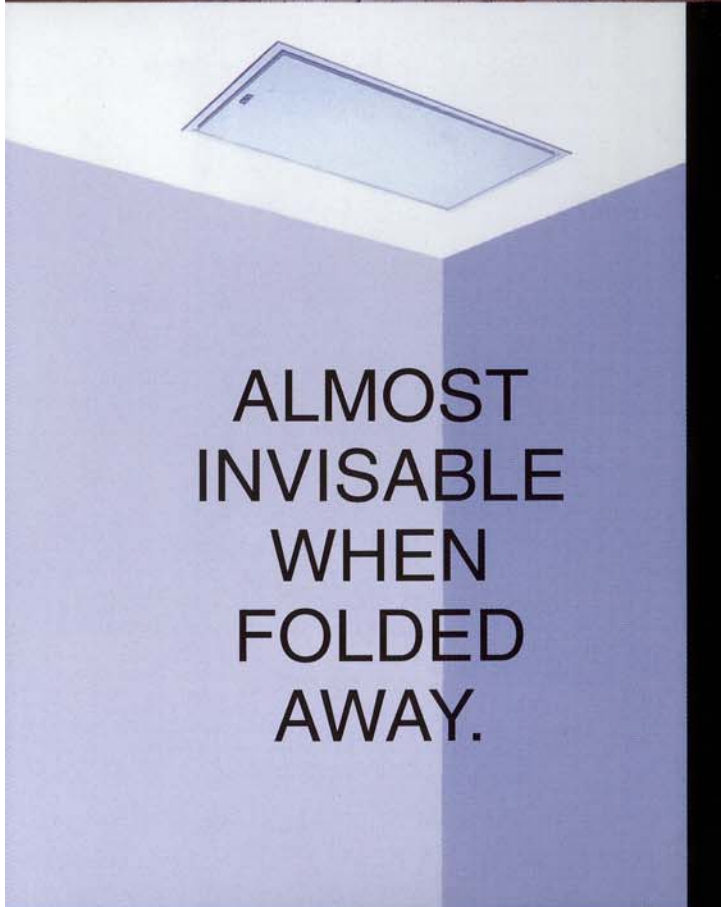

STEP 3. Trim to length



SPECIFICATIONS

CEILING HEIGHT mm	TYPE	MODEL NO.	OPENING SIZE mm	A mm	B mm
<2650	Delux Timber	MT1120	580x1125	1500	1350
<2600	Delux Aluminum	MA2600	580x1125	1500	1350
<3050	Delux Tele 3 + 1	MA1220	580x1125	1800	1450

Note: All measurements and technical details shown here are for delux model ladders



ALMOST
INVISABLE
WHEN
FOLDED
AWAY.

HOW TO ORDER:

- 1. MEASURE YOUR CEILING HEIGHT**
- 2. CONTACT YOUR ENZIE DEALER**
- 3. YOUR LADDER WILL BE DELIVERED DIRECTLY TO YOU**

TRUST THE EXPERTS

enzie® stairs have won the Australian Design Award for their spiral staircases which they have been building and installing since 1974. For further information phone 1800 035078



KIT SPIRAL STAIRS

enzie.com.au
roofspaceladders.com

enzie® Stairs Pty.Ltd. A.C.N. 055 544 454. Tel:(03) 9481 2255 Fax:(03) 9481 8919



enzie®